


















SUMMARY SPECIFICATION

					
Fitwel rated	Target EPC	Excellent	Green wall	Photovoltaic panels on roof	WiredScore Certified
					
Exposed services VRF air conditioning	Smart LED lighting	Fully accessible raised floors	38 parking spaces	100 bike parking spaces	Electric car charging points
					
2 motorcycle bays	Showers	Lockers	Drying room	High speed 8 person passenger lifts	05 mins walk
					to Temple Meads Station